


Shareholding Pattern under Regulation 31 of SEBI (Listing Obligations and Disclosure Requirements) Regulations, 2015

1.	Name of Listed Entity: Century Textiles And Industries Limited
2.	Scrip Code/Name of Scrip/Class of Security: 500040
3.	Share Holding Pattern Filed under: Reg. 31(1)(a)/Reg. 31(1)(b)/Reg.31(1)(c)
	a. If under 31(1)(b) then indicate the report for Quarter ended December, 2023
	b. If under 31(1)(c) then indicate date of allotment/extinguishment
4.	Declaration: The Listed entity is required to submit the following declaration to the extent of submission of information:-

	Particulars	Yes*	No*
1	Whether the Listed Entity has issued any partly paid up shares?		No
2	Whether the Listed Entity has issued any Convertible Securities or Warrants?		No
3	Whether the Listed Entity has any shares against which depository receipts are issued?		No
4	Whether the Listed Entity has any shares in locked-in?		No
5	Whether any shares held by promoters are pledge or otherwise encumbered?		No

* If the Listed Entity selects the option 'No' for the questions above, the columns for the partly paid up shares, Outstanding Convertible Securities/Warrants, depository receipts, locked-in shares, No of shares pledged or otherwise encumbered by promoters, as applicable, shall not be displayed at the time of dissemination on the Stock Exchange website. Also wherever there is 'No' declared by Listed Entity in above table the values will be considered as 'Zero' by default on submission of the format of holding of specified securities.



Century Textiles And Industries Limited

Table I - Summary Statement holding of specified securities

Category	Category of shareholder	Nos. of shareholders	No. of fully paid up equity shares held	No. of Partly paid-up equity shares held	No. of shares underlying Depository Receipts	Total nos. shares held	Shareholding as a % of total no. of shares (calculated as per SCRR, 1957)	Number of Voting Rights held in each class of securities				No. of Shares Underlying Outstanding convertible securities (including securities	Shareholding, as a % assuming full conversion of convertible securities	Number of Locked in shares		Number of Shares pledged or otherwise encumbered		Number of equity shares held in dematerialised form
								No of Voting Rights			Total as a % of (A+B+C)			No. (a)	As a % of total Shares held(b)	No. (a)	As a % of total Shares held(b)	
								Class eg: X	Class eg: y	Total								
(I)	(II)	(III)	(IV)	(V)	(VI)	(VII) =	(VIII) As a	(IX)			(X)	(XI)=	(XII)		(XIII)		(XIV)	
(A)	Promoter & Promoter Group	7	56077970	0	0	56077970	50.206	56077970	0	56077970	50.206	0	50.206	0	0	0	0	56077970
(B)	Public	68293	54365230	0	0	54365230	48.6726	54365230	0	54365230	48.6726	0	48.6726	0	0	NA	NA	53192810
(C)	Non Promoter - Non Public				0				0			0			0	NA	NA	
(C1)	Shares Underlying DRs	0	0	0	0	0	0	0	0	0	0	0	0	0	0	NA	NA	0
(C2)	Shares Held By Employee Trust	1	1252480	0	0	1252480	1.1213	0	0	0	0	0	1.1213	0	0	NA	NA	1252480
	Total	68301	111695680	0	0	111695680	100	110443200	0	110443200	100	0	100	0	0	0	0	110523260



Century Textiles And Industries Limited
Table II - Statement showing shareholding pattern of the Promoter and Promoter Group

Category & Name of the shareholders	Entity Type	Nos. of shareholders	No. of fully paid up equity shares held	Partly paid-up equity shares held	No. of shares underlying Depository Receipts	Total nos. shares held	Shareholding % calculated as per SCRR, 1957 As a % of (A+B+C2)	Number of Voting Rights held in each class of securities			No. of Shares Underlying Outstanding convertible securities (including shareholding, as a % assuming full conversion of convertible securities)	Number of Locked in shares		Number of Shares pledged or otherwise encumbered		Number of equity shares held in dematerialised form		
								No of Voting Rights		Total as a % of Total Voting Rights		No. (a)	As a % of total Shares held(b)	No. (a)	As a % of total Shares held(b)			
								Class eg: X	Class eg: y								Total	
(I)		(III)	(IV)	(V)	(VI)	(VII) =	(VIII) As a % of (A+B+C2)	(IX)	(X)	(XI)=	(XII)	(XIII)	(XIV)					
1	Indian																	
(a)	Individuals / Hindu Undivided Family		1 199800	0	0	199800	0.1789	199800	0	199800	0.1789	0	0.1789	0	0	0	0	199800
	Basant Kumar Birla	Promoters	1 199800	0	0	199800	0.1789	199800	0	199800	0.1789	0	0.1789	0	0	0	0	199800
(b)	Central Government / State Government(s)		0	0	0	0	0	0	0	0	0	0	0	0	0	0	0	0
(c)	Financial Institutions / Banks		0	0	0	0	0	0	0	0	0	0	0	0	0	0	0	0
(d)	Any Other (Specify)		6 55878170	0	0	55878170	50.0272	55878170	0	55878170	50.0272	0	50.0272	0	0	0	0	55878170
	Bodies Corporate		6 55878170	0	0	55878170	50.0272	55878170	0	55878170	50.0272	0	50.0272	0	0	0	0	55878170
	Pilani Investment And Industries	Promoters	1 36978570	0	0	36978570	33.1065	36978570	0	36978570	33.1065	0	33.1065	0	0	0	0	36978570
	High Holdings Private Limited	Promoter Group	1 11150000	0	0	11150000	9.9825	11150000	0	11150000	9.9825	0	9.9825	0	0	0	0	11150000
	Umang Commercial Company Private Limited	Promoter Group	1 7560900	0	0	7560900	6.7692	7560900	0	7560900	6.7692	0	6.7692	0	0	0	0	7560900
	Prakash Educational Society	Promoter Group	1 128000	0	0	128000	0.1146	128000	0	128000	0.1146	0	0.1146	0	0	0	0	128000
	Birla Educational Institution	Promoter Group	1 44000	0	0	44000	0.0394	44000	0	44000	0.0394	0	0.0394	0	0	0	0	44000
	Padmavati Investment Private Limited	Promoter Group	1 16700	0	0	16700	0.015	16700	0	16700	0.015	0	0.015	0	0	0	0	16700
	Sub Total (A)(1)		7 56077970	0	0	56077970	50.206	56077970	0	56077970	50.206	0	50.206	0	0	0	0	56077970
2	Foreign																	
(a)	Individuals (Non-Resident Individuals / Foreign Individuals)		0	0	0	0	0	0	0	0	0	0	0	0	0	0	0	0
(b)	Government		0	0	0	0	0	0	0	0	0	0	0	0	0	0	0	0
(c)	Institutions		0	0	0	0	0	0	0	0	0	0	0	0	0	0	0	0
(d)	Foreign Portfolio Investor		0	0	0	0	0	0	0	0	0	0	0	0	0	0	0	0
(e)	Any Other (Specify)		0	0	0	0	0	0	0	0	0	0	0	0	0	0	0	0
	Sub Total (A)(2)		0	0	0	0	0	0	0	0	0	0	0	0	0	0	0	0
	Total Shareholding Of Promoter And Promoter Group (A)= (A)(1)+(A)(2)		7 56077970	0	0	56077970	50.206	56077970	0	56077970	50.206	0	50.206	0	0	0	0	56077970

Details of Shares which remain unclaimed may be given hear along with details such as number of shareholders, outstanding shares held in demat/unclaimed suspense account, voting rights which are frozen etc.

Note :


(1) PAN would not be displayed on website of Stock Exchange(s)

(2) The term 'Encumbrance' has the same meaning as assigned under regulation 28(3) of SEBI (Substantial Acquisition of Shares and Takeovers) Regulations, 2011.



Table III - Statement showing shareholding pattern of the Public shareholder

Category & Name of the shareholders	Nos. of shareholders (III)	No. of fully paid up equity shares held (IV)	Partly paid-up equity shares held (V)	No. of shares underlying Depository Receipts (VI)	Total nos. shares held (VII) =	Shareholding % calculated as per SCRR, 1957 As a % of (A+B+C2) (VIII) As a	Number of Voting Rights held in each class of securities				No. of Shares Underlying Outstanding convertible securities (Including	Shareholding, as a % assuming full conversion of convertible securities (XI) =	Number of Locked in shares		Number of Shares pledged or otherwise encumbered		Number of equity shares held in dematerialised form (XIV)	Sub-categorization of shares under			
							No of Voting Rights			Total as a % of Total Voting Rights (IX)			No. (a)	As a % of total Shares held(b)	No. (a)	As a % of total Shares held(b)		Shareholding(No. of shares) under	Sub-category(i)	Sub-category(ii)	Sub-category(iii)
							Class eg: X	Class eg: y	Total												
							(I)	(III)	(IV)	(V)			(VI)	(VII) =	(VIII) As a	(IX)		(X)	(XI) =	(XII)	(XIII)
1	Institutions (Domestic)																				
(a)	Mutual Fund	22	18088599	0	0	18088599	16.1945	18088599	0	18088599	16.1945	0	0	0	0	18088549	0	0	0		
	Aditya Birla Sun Life Trustee Private Limited A/C A	1	4901493	0	0	4901493	4.3883	4901493	0	4901493	4.3883	0	0	0	0	4901493	0	0	0		
	Hsbc Small Cap Fund	1	2526543	0	0	2526543	2.262	2526543	0	2526543	2.262	0	0	0	0	2526543	0	0	0		
	Canara Robeco Mutual Fund A/C Canara Robeco E	1	2316618	0	0	2316618	2.074	2316618	0	2316618	2.074	0	0	0	0	2316618	0	0	0		
	Invesco India Focused 20 Equity Fund	1	2258774	0	0	2258774	2.0223	2258774	0	2258774	2.0223	0	0	0	0	2258774	0	0	0		
	Nippon Life India Trustee Ltd-A/C Nippon India S	1	2203127	0	0	2203127	1.9724	2203127	0	2203127	1.9724	0	0	0	0	2203127	0	0	0		
	Quant Mutual Fund - Quant Small Cap Fund	1	1603877	0	0	1603877	1.4359	1603877	0	1603877	1.4359	0	0	0	0	1603877	0	0	0		
	Mahindra Manulife Small Cap Fund	1	1318921	0	0	1318921	1.1808	1318921	0	1318921	1.1808	0	0	0	0	1318921	0	0	0		
(b)	Venture Capital Funds	0	0	0	0	0	0	0	0	0	0	0	0	0	0	0	0	0	0		
(c)	Alternate Investment Funds	4	708874	0	0	708874	0.6346	708874	0	708874	0.6346	0	0	0	0	708874	0	0	0		
(d)	Banks	18	89940	0	0	89940	0.0805	89940	0	89940	0.0805	0	0	0	0	54746	0	0	0		
(e)	Insurance Companies	6	532050	0	0	532050	0.4763	532050	0	532050	0.4763	0	0	0	0	532020	0	0	0		
(f)	Provident Funds/ Pension Funds	0	0	0	0	0	0	0	0	0	0	0	0	0	0	0	0	0	0		
(g)	Asset Reconstruction Companies	0	0	0	0	0	0	0	0	0	0	0	0	0	0	0	0	0	0		
(h)	Sovereign Wealth Funds	0	0	0	0	0	0	0	0	0	0	0	0	0	0	0	0	0	0		
(i)	NBFCs registered with RBI	0	0	0	0	0	0	0	0	0	0	0	0	0	0	0	0	0	0		
(j)	Other Financial institutions	1	6420	0	0	6420	0.0057	6420	0	6420	0.0057	0	0	0	0	0	0	0	0		
(k)	Any Other (Specify)	0	0	0	0	0	0	0	0	0	0	0	0	0	0	0	0	0	0		
	Sub Total (B)(1)	51	19425883	0	0	19425883	17.3918	19425883	0	19425883	17.3918	0	0	0	0	19384189	0	0	0		
2	Institutions (Foreign)																				
(a)	Foreign Direct Investment	0	0	0	0	0	0	0	0	0	0	0	0	0	0	0	0	0	0		
(b)	Foreign Venture Capital Investors	0	0	0	0	0	0	0	0	0	0	0	0	0	0	0	0	0	0		
(c)	Sovereign Wealth Funds	0	0	0	0	0	0	0	0	0	0	0	0	0	0	0	0	0	0		
(d)	Foreign Portfolio Investors Category I	102	6668369	0	0	6668369	5.9701	6668369	0	6668369	5.9701	0	0	0	0	6668369	0	0	0		
(e)	Foreign Portfolio Investors Category II	7	497214	0	0	497214	0.4452	497214	0	497214	0.4452	0	0	0	0	497214	0	0	0		
(f)	Overseas Depositories(holding DRs) (balancing figure)	0	0	0	0	0	0	0	0	0	0	0	0	0	0	0	0	0	0		
(g)	Any Other (Specify)	5	1055	0	0	1055	0.0009	1055	0	1055	0.0009	0	0	0	0	855	0	0	0		
	Foreign Institutional Investors	1	200	0	0	200	0.0002	200	0	200	0.0002	0	0	0	0	0	0	0	0		
	Foreign Bank	4	855	0	0	855	0.0008	855	0	855	0.0008	0	0	0	0	855	0	0	0		
	Sub Total (B)(2)	114	7166638	0	0	7166638	6.4162	7166638	0	7166638	6.4162	0	0	0	0	7166438	0	0	0		
3	Central Government/ State Government(s)																				
(a)	Central Government / President of India	2	491	0	0	491	0.0004	491	0	491	0.0004	0	0	0	0	11	0	0	0		
(b)	State Government / Governor	0	0	0	0	0	0	0	0	0	0	0	0	0	0	0	0	0	0		
(C)	Shareholding by Companies or Bodies Corporate where Central / State Government is a promoter	0	0	0	0	0	0	0	0	0	0	0	0	0	0	0	0	0	0		
	Sub Total (B)(3)	2	491	0	0	491	0.0004	491	0	491	0.0004	0	0	0	0	11	0	0	0		
4	Non-Institutions																				
(a)	Associate companies / Subsidiaries	0	0	0	0	0	0	0	0	0	0	0	0	0	0	0	0	0	0		



(b)	Directors and their relatives (excluding Independent Directors and nominee Directors)	3	11500	0	0	11500	0.0103	11500	0	11500	0.0103	0	0.0103	0	0	NA	NA	11500	0	0	0
(C)	Key Managerial Personnel	2	598	0	0	598	0.0005	598	0	598	0.0005	0	0.0005	0	0	NA	NA	498	0	0	0
(D)	Relatives of promoters (other than 'immediate relatives' of promoters disclosed under 'Promoter and Promoter Group' category)	0	0	0	0	0	0	0	0	0	0	0	0	0	0	NA	NA	0	0	0	0
(E)	Trusts where any person belonging to 'Promoter and Promoter Group' category is 'trustee', 'beneficiary', or 'author of the trust'	0	0	0	0	0	0	0	0	0	0	0	0	0	0	NA	NA	0	0	0	0
(f)	Investor Education and Protection Fund (IEPF)	1	403661	0	0	403661	0.3614	403661	0	403661	0.3614	0	0.3614	0	0	NA	NA	403661	0	0	0
(g)	i. Resident individual holding nominal share capital up to Rs. 2 lakhs.	64032	13876820	0	0	13876820	12.4238	13876820	0	13876820	12.4238	0	12.4238	0	0	NA	NA	13308974	0	0	0
(h)	ii. Resident individual holding nominal share capital in excess of Rs. 2 lakhs.	61	5125425	0	0	5125425	4.5887	5125425	0	5125425	4.5887	0	4.5887	0	0	NA	NA	4604125	0	0	0
	Hitesh Satishchandra Doshi		2192430	0	0	2192430	1.9629	2192430	0	2192430	1.9629	0	1.9629	0	0	NA	NA	2192430	0	0	0
(i)	Non Resident Indians (NRIs)	1475	679532	0	0	679532	0.6084	679532	0	679532	0.6084	0	0.6084	0	0	NA	NA	666002	0	0	0
(j)	Foreign Nationals	2	400	0	0	400	0.0004	400	0	400	0.0004	0	0.0004	0	0	NA	NA	400	0	0	0
(k)	Foreign Companies	0	0	0	0	0	0	0	0	0	0	0	0	0	0	NA	NA	0	0	0	0
(l)	Bodies Corporate	709	6009054	0	0	6009054	5.3798	6009054	0	6009054	5.3798	0	5.3798	0	0	NA	NA	5982084	0	0	0
	Birla Corporation Limited	1	1807660	0	0	1807660	1.6184	1807660	0	1807660	1.6184	0	1.6184	0	0	NA	NA	1807660	0	0	0
(m)	Any Other (Specify)	1841	1665228	0	0	1665228	1.4909	1665228	0	1665228	1.4909	0	1.4909	0	0	NA	NA	1664928	0	0	0
	Trusts	20	153694	0	0	153694	0.1376	153694	0	153694	0.1376	0	0.1376	0	0	NA	NA	153694	0	0	0
	Escrow Account	2	220	0	0	220	0.0002	220	0	220	0.0002	0	0.0002	0	0	NA	NA	20	0	0	0
	Body Corp-Ltd Liability Partnership	73	297922	0	0	297922	0.2667	297922	0	297922	0.2667	0	0.2667	0	0	NA	NA	297922	0	0	0
	Hindu Undivided Family	1736	841192	0	0	841192	0.7531	841192	0	841192	0.7531	0	0.7531	0	0	NA	NA	841092	0	0	0
	Clearing Member	9	6380	0	0	6380	0.0057	6380	0	6380	0.0057	0	0.0057	0	0	NA	NA	6380	0	0	0
	Overseas Bodies Corporates	1	365820	0	0	365820	0.3275	365820	0	365820	0.3275	0	0.3275	0	0	NA	NA	365820	0	0	0
	Sub Total (B)(4)	68126	27772218	0	0	27772218	24.8642	27772218	0	27772218	24.8642	0	24.8642	0	0	NA	NA	26642172	0	0	0
	Total Public Shareholding (B)= (B)(1)+(B)(2)+(B)(3)+b(4)	68293	54365230	0	0	54365230	48.6726	54365230	0	54365230	48.6726	0	48.6726	0	0	NA	NA	53192810	0	0	0

Details of the shareholders acting as persons in Concert including their Shareholding (No. and %):

No. of shareholders	%
0	

Details of Shares which remain unclaimed may be given hear along with details such as number of shareholders, outstanding shares held in demat/unclaimed suspense account, voting rights which are frozen etc.

No. of shareholders
0

Note :

- (1) PAN would not be displayed on website of Stock Exchange(s).
- (2) The above format needs to be disclosed along with the names of the shareholders holding 1% or more than 1% of shares of the listed entity. Column no.(XIII)is not applicable in the above format.
- (3) W.r.t. the information pertaining to Depository Receipts, the same may be disclosed in the respective columns to the extent information available and the balance to be disclosed as held by custodian.
- (4) Categorization and disclosure of each shareholder category should be carried out in the order prescribed in the above format. If a shareholder is falling under more than one category, then the same shall be classified in
- (5) Sub-categorization of shares under column no.(XV) will be based on shareholding(no. of shares)under the following sub-categories:
 - (i) Shareholder who are represented by a nominee Director on the board of the listed entity or have the right to nominate a representative(i.e. Director)on the board of the listed entity.
 - (ii) Shareholder who have entered into shareholder agreement with the listed entity.
 - (iii) Shareholders acting as persons in concert with promoters.



Century Textiles And Industries Limited
Table IV - Statement showing shareholding pattern of the Non Promoter- Non Public shareholder

	Category & Name of the shareholders	Nos. of shareholders	No. of fully paid up equity shares held	Partly paid-up equity shares held	No. of shares underlying Depository Receipts	Total nos. shares held	Shareholding % calculated as per SCRR, 1957 As a % of (A+B+C2)	Number of Voting Rights held in each class of securities				No. of Shares Underlying Outstanding convertible securities (including securities)	Shareholding, as a % assuming full conversion of convertible securities	Number of Locked in shares		Number of Shares pledged or otherwise encumbered		Number of equity shares held in dematerialised form	
								No of Voting Rights			Total as a % of (A+B+C)			No. (a)	As a % of total Shares held(b)	No. (a)	As a % of total Shares held(b)		
								Class eg: X	Class eg: Y	Total									
	(I)	(III)	(IV)	(V)	(VI)	(VII) =	(VIII) As a	(IX)			(X)	(XI)=	(XII)		(XIII)		(XIV)		
1	Custodian/DR Holder	0	0	0	0	0	0	0	0	0	0	0	0	0	0	0	NA	NA	0
2	Employee Benefit Trust / Employee Welfare Trust under SEBI (Share based Employee Benefits and Sweat Equity) Regulations, 2021	1	1252480	0	0	1252480	1.1213	0	0	0	0	0	1.1213	0	0	0	NA	NA	1252480
	Arun Gaur		1252480	0	0	1252480	1.1213	0	0	0	0	0	1.1213	0	0	0	NA	NA	1252480
	Total Non-Promoter- Non Public Shareholding (C)= (C)(1)+(C)(2)	1	1252480	0	0	1252480	1.1213	0	0	0	0	0	1.1213	0	0	0	NA	NA	1252480

Note :

(1) PAN would not be displayed on website of Stock Exchange(s).

(2) The above format needs to be disclosed along with the names of the shareholders holding 1% or more than 1% of shares of the listed entity. Column no.(XIII) is not applicable in the above format.

(3) W.r.t. the information pertaining to Depository Receipts, the same may be disclosed in the respective columns to the extent information available.



[Home](#)[Validate](#)**Table VI - Statement showing foreign ownership limits**

Particular	Approved limits (%)	Limits utilized (%)
As on shareholding date	100.00	7.01
As on the end of previous 1st quarter	100.00	7.26
As on the end of previous 2nd quarter	100.00	8.68
As on the end of previous 3rd quarter	100.00	8.55
As on the end of previous 4th quarter	100.00	8.43

Notes :-

- 1) "Approved Limits (%)" means the limit approved by Board of Directors / shareholders of the Listed entity. In case the listed entity has no Board approved limit, provide details of sectoral / statutory cap prescribed by Government / Regulatory Authorities
- 2) Details of Foreign ownership includes foreign ownership / investments as specified in Rule 2(s) of the Foreign Exchange Management (Non-debt Instruments) Rules, 2019, made under the Foreign Exchange Management Act, 1999.




Table V - Statement showing details of significant beneficial owners (SBOs)													
Sr.No.	Details of the SBO				Details of the registered owner				Details of holding / exercise of right of the SBO in the reporting company, whether direct or indirect*				
	Name	Passport no. in case of a foreign national	Nationality	Nationality (Applicable in case of Any other is selected)	Name	Passport no. in case of a foreign national	Nationality	Nationality (Applicable in case of Any other is selected)	Whether by virtue of:				
									Shares	Voting rights	Rights on distributable dividend or any other distribution	Exercise of control	Exercise of significant influence
1	Kumar Mangalam Birla	-	India	-	Pilani Investment and Industries Corporation Ltd.	-	India	-	33.11	-	-	No	No
2	Kumar Mangalam Birla	-	India	-	Aditya Marketing & Mfg. Ltd.	-	India	-	6.77	-	-	No	No
3	Kumar Mangalam Birla	-	India	-	Padmavati Investment Ltd.	-	India	-	0.01	-	-	No	No
4	Kumar Mangalam Birla	-	India	-	IGH Holdings Pvt. Ltd.	-	India	-	9.98	-	-	No	No

