


Shareholding Pattern under Regulation 31 of SEBI (Listing Obligations and Disclosure Requirements) Regulations, 2015

1	Name of Listed Entity: Century Textiles And Industries Limited	
2	Scrip Code/Name of Scrip/Class of Security: CENTURYTEX	
3	Share Holding Pattern Filed under: Reg. 31(1)(a)/Reg. 31(1)(b)/Reg.31(1)(c) : Reg.31(1)(b)	
a.	If under 31(1)(b) then indicate the report for Quarter ending - 31.03.2018	
b.	If under 31(1)(c) then indicate date of allotment/extinguishment	
4	Declaration: The Listed entity is required to submit the following declaration to the extent of submission of information:-	

		Promoter & Promoter Group	Public	Non Promoter Non Public
	Particulars	Yes/No	Yes/No	Yes/No
1	Whether the Listed Entity has issued any partly paid up shares?	No	No	No
2	Whether the Listed Entity has issued any Convertible Securities or Warrants?	No \$	No	No
3	Whether the Listed Entity has any shares against which depository receipts are issued?	No	No	No
4	Whether the Listed Entity has any shares in locked-in?	Yes	No	No
5	Whether any shares held by promoters are pledge or otherwise encumbered?	Yes	NA	NA
6	Whether the Listed Entity has issued any Differential Voting Rights?	No	No	No

* If the Listed Entity selects the option 'No' for the questions above, the columns for the partly paid up shares, Outstanding Convertible Securities/Warrants, depository receipts, locked-in shares, No of shares pledged or otherwise encumbered by promoters, as applicable, shall not be displayed at the time of dissemination on the Stock Exchange website. Also wherever there is 'No' declared by Listed Entity in above table the values will be considered as 'Zero' by default on submission of the format of holding of specified securities.


\$ All the convertible warrants issued by the Company earlier have already been converted into equity shares.



Century Textiles And Industries Limited

Table I - Summary Statement holding of specified securities

Category	Category of shareholder	Number of shareholders	No. of fully paid up equity shares held	No. of Partly paid-up equity shares held	No. of shares underlying Depository Receipts	Total nos. shares held	Shareholding as a % of total no. of shares (calculated as per SCRR, 1957)	Number of Voting Rights held in each class of securities			No. of Shares Underlying Outstanding convertible securities (including Warrants)	No. Of Warrants	No. Of Shares Underlying Outstanding convertible securities and No. Of Warrants	Shareholding, as a % assuming full conversion of convertible securities (as a percentage of diluted share capital)	Number of Locked in shares		Number of Shares pledged or otherwise		Number of equity shares held in dematerialised form	
								No of Voting Rights							Total as a % of (A+B+C)	No. (a)	As a % of total Shares held(b)	No. (a)		As a % of total Shares held(b)
								Class eg: X	Class eg: y	Total										
(I)	(II)	(III)	(IV)	(V)	(VI)	(VII) = (IV)+(V)+ (VI)	(VIII)As a % of (A+B+C2)	(IX)			(X)	(XI)	(XI)(a)	(XII)= (VII)+(X) As a % of (A+B+C2)	(XIII)		(XIV)		(XV)	
(A)	Promoter & Promoter Group	9	56077970	0	0	56077970	50.2060	56077970	0	56077970	50.2060	0		50.2060	18650000	33.2572	2758050	4.9182	56077970	
(B)	Public	62384	55617710	0	0	55617710	49.7940	55617710	0	55617710	49.7940	0		49.7940	0	0.0000	NA	NA	53780399	
(C)	Non Promoter - Non Public				0				0			0				0.0000	NA	NA		
(C1)	Shares Underlying DRs	0	0	0	0	0	0.0000	0	0	0	0.0000	0		0.0000	0	0.0000	NA	NA	0	
(C2)	Shares Held By Employee Trust	0	0	0	0	0	0.0000	0	0	0	0.0000	0		0.0000	0	0.0000	NA	NA	0	
	Total	62393	111695680	0	0	111695680	100.0000	111695680	0	111695680	100.0000	0		100.0000	18650000	16.6971	2758050	2.4692	109858369	



Century Textiles And Industries Limited

Table II - Statement showing shareholding pattern of the Promoter and Promoter Group

Category & Name of the shareholders	PAN	Nos. of shareholders	No. of fully paid up equity shares held	Partly paid-up equity shares held	No. of shares underlying Depository Receipts	Total nos. shares held	Shareholding % calculated as per SCRR, 1957 As a % of (A+B+C2)	Number of Voting Rights held in each class of securities			No. of Shares Underlying Outstanding convertible securities (including Warrants)	No. Of Warrants	No. Of Shares Underlying Outstanding convertible securities and No. Of Warrants	Shareholding, as a % assuming full conversion of convertible securities (as a percentage of diluted share capital)	Number of Locked in shares		Number of Shares pledged or otherwise		Number of equity shares held in dematerialised form	
								No of Voting Rights							Total as a % of (A+B+C)	No. (a)	As a % of total Shares held(b)	No. (a)		As a % of total Shares held(b)
								Class eg: X	Class eg: y	Total										
(I)	(II)	(III)	(IV)	(V)	(VI)	(VII) = (IV)+(V)+(VI)	(VIII) As a % of (A+B+C2)	(IX)			(X)	(XI)	(XI)(a)	(XII)	(XIII)		(XIV)			
1 Indian																				
(a) Individuals / Hindu Undivided Family		1	199800	0	0	199800	0.1789	199800	0	199800	0.1789	0		0.1789	0	0.0000	0	0.0000	199800	
(i) Basant Kumar Birla	AEKPB3110L	1	199800	0	0	199800	0.1789	199800	0	199800	0.1789	0		0.1789	0	0.0000	0	0.0000	199800	
(b) Central Government / State Government(s)		0	0	0	0	0	0.0000	0	0	0	0.0000	0		0.0000	0	0.0000	0	0.0000	0	
(c) Financial Institutions / Banks		0	0	0	0	0	0.0000	0	0	0	0.0000	0		0.0000	0	0.0000	0	0.0000	0	
(d) Any Other (Specify)		8	55878170	0	0	55878170	50.0272	55878170	0	55878170	50.0272	0		50.0272	18650000	33.3762	2758050	4.9358	55878170	
[I] Bodies Corporate		8	55878170	0	0	55878170	50.0272	55878170	0	55878170	50.0272	0		50.0272	18650000	33.3762	2758050	4.9358	55878170	
(i) Pilani Investment And Industries Corporation Ltd.	AABCP7642R	1	34220520	0	0	34220520	30.6373	34220520	0	34220520	30.6373	0		30.6373	0	0.0000	0	0.0000	34220520	
(ii) IGH Holdings Private Limited	AABCT4426F	1	11150000	0	0	11150000	9.9825	11150000	0	11150000	9.9825	0		9.9825	11150000	100.0000	0	0.0000	11150000	
(iii) Aditya Marketing And Manufacturing Limited	AACCA8226F	1	7560900	0	0	7560900	6.7692	7560900	0	7560900	6.7692	0		6.7692	7500000	99.1945	0	0.0000	7560900	
(iv) Cygnet Industries Limited	AAGCC0662F	1	2746100	0	0	2746100	2.4586	2746100	0	2746100	2.4586	0		2.4586	0	0.0000	2746100	100.0000	2746100	
(v) Prakash Educational Society	AAATP1227G	1	128000	0	0	128000	0.1146	128000	0	128000	0.1146	0		0.1146	0	0.0000	0	0.0000	128000	
(vi) Birla Educational Institution	AAATB3103B	1	44000	0	0	44000	0.0394	44000	0	44000	0.0394	0		0.0394	0	0.0000	0	0.0000	44000	
(vii) Padmavati Investment Limited	AABCP8632M	1	16700	0	0	16700	0.0150	16700	0	16700	0.0150	0		0.0150	0	0.0000	0	0.0000	16700	
(viii) Manav Investment And Trading Co. Ltd.	AACCM0875E	1	11950	0	0	11950	0.0107	11950	0	11950	0.0107	0		0.0107	0	0.0000	0	0.0000	11950	
Sub Total (A)(1)		9	56077970	0	0	56077970	50.2060	56077970	0	56077970	50.2060	0		50.2060	18650000	33.2573	2758050	4.9182	56077970	




2	Foreign																			
(a)	Individuals (Non-Resident Individuals / Foreign Individuals)	0	0	0	0	0	0.0000	0	0	0	0.0000	0	0.0000	0	0.0000	0	0.0000	0	0.0000	0
(b)	Government	0	0	0	0	0	0.0000	0	0	0	0.0000	0	0.0000	0	0.0000	0	0.0000	0	0.0000	0
(c)	Institutions	0	0	0	0	0	0.0000	0	0	0	0.0000	0	0.0000	0	0.0000	0	0.0000	0	0.0000	0
(d)	Foreign Portfolio Investor	0	0	0	0	0	0.0000	0	0	0	0.0000	0	0.0000	0	0.0000	0	0.0000	0	0.0000	0
(e)	Any Other (Specify)	0	0	0	0	0	0.0000	0	0	0	0.0000	0	0.0000	0	0.0000	0	0.0000	0	0.0000	0
	Sub Total (A)(2)	0	0	0	0	0	0.0000	0	0	0	0.0000	0	0.0000	0	0.0000	0	0.0000	0	0.0000	0
	Total Shareholding Of Promoter And Promoter Group (A)= (A)(1)+(A)(2)	9	56077970	0	0	56077970	50.2060	56077970	0	56077970	50.2060	0	50.2060	18650000	33.2573	2758050	4.9182	56077970		

Details of Shares which remain unclaimed may be given hear along with details such as number of shareholders, outstanding shares held in demat/unclaimed suspense account, voting rights which are frozen etc.

Note:


(1) PAN would not be displayed on website of Stock Exchange(s)

(2) The term 'Encumbrance' has the same meaning as assigned under regulation 28(3) of SEBI (Substantial Acquisition of Shares and Takeovers) Regulations, 2011.



Century Textiles And Industries Limited
Table III - Statement showing shareholding pattern of the Public shareholder

Category & Name of the shareholders	PAN	Nos. of shareholders	No. of fully paid up equity shares held	Partly paid-up equity shares held	No. of shares underlying Depository Receipts	Total nos. shares held	Shareholding % calculated as per SCRR, 1957 As a % of (A+B+C2)	Number of Voting Rights held in each class of securities			No. of Shares Underlying Outstanding convertible securities (including Warrants)	No. Of Warrants	No. Of Shares Underlying Outstanding convertible securities and No. Of Warrants	Shareholding, as a % assuming full conversion of convertible securities (as a percentage of diluted share capital)	Number of Locked in shares		Number of Shares pledged or otherwise		Number of equity shares held in dematerialised form
								No of Voting Rights		Total as a % of (A+B+C)					No. (a)	As a % of total Shares held(b)	No. (a)	As a % of total Shares held(b)	
								Class eg: X	Class eg: y										
(I)	(II)	(III)	(IV)	(V)	(VI)	(VII) = (IV)+(V)+(VI)	(VIII) As a % of (A+B+C2)	(IX)			(X)	(XI)	(XI)(a)	(XI) = (VII)+(X) As a % of (A+B+C2)	(XII)	(XIII)	(XIV)		
1 Institutions																			
(a) Mutual Fund		28	16127344	0	0	16127344	14.4386	16127344	0	16127344	14.4386	0		14.4386	0	0	NA	NA	16127194
(i) Aditya Birla Sun Life Trustee Private Limited A/C Aditya Birla Sun Life Equity Fund	AAATB0102C	1	4501155	0	0	4501155	4.0298	4501155	0	4501155	4.0298	0		4.0298	0	0	NA	NA	4501155
(ii) Kotak Select Focus Fund	AAATK4475F	1	2358550	0	0	2358550	2.1116	2358550	0	2358550	2.1116	0		2.1116	0	0	NA	NA	2358550
(iii) L And T Mutual Fund Trustee Ltd-L And T India Prudence Fund	AAATC4460E	1	2151683	0	0	2151683	1.9264	2151683	0	2151683	1.9264	0		1.9264	0	0	NA	NA	2151683
(iv) Reliance Capital Trustee Co. Ltd-A/C Reliance Equity Savings Fund	AAATR0090B	1	1460500	0	0	1460500	1.3076	1460500	0	1460500	1.3076	0		1.3076	0	0	NA	NA	1460500
(v) Hdfc Trustee Co Ltd A/C Hdfc Housing Opportunities Fund-1140d November 2017 (1)	AAATH1809A	1	1325200	0	0	1325200	1.1864	1325200	0	1325200	1.1864	0		1.1864	0	0	NA	NA	1325200
(b) Venture Capital Funds		0	0	0	0	0	0.0000	0	0	0	0.0000	0		0.0000	0	0	NA	NA	0
(c) Alternate Investment Funds		0	0	0	0	0	0.0000	0	0	0	0.0000	0		0.0000	0	0	NA	NA	0
(d) Foreign Venture Capital Investors		0	0	0	0	0	0.0000	0	0	0	0.0000	0		0.0000	0	0	NA	NA	0
(e) Foreign Portfolio Investor		86	9627311	0	0	9627311	8.6192	9627311	0	9627311	8.6192	0		8.6192	0	0	NA	NA	9627011
(i) Goldman Sachs India Limited	AADCG0260C	1	1396084	0	0	1396084	1.2499	1396084	0	1396084	1.2499	0		1.2499	0	0	NA	NA	1396084
(f) Financial Institutions / Banks		26	2516929	0	0	2516929	2.2534	2516929	0	2516929	2.2534	0		2.2534	0	0	NA	NA	2459295
(i) Life Insurance Corporation Of India	AAACL0582H	1	2220803	0	0	2220803	1.9883	2220803	0	2220803	1.9883	0		1.9883	0	0	NA	NA	2220803
(g) Insurance Companies		4	602115	0	0	602115	0.5391	602115	0	602115	0.5391	0		0.5391	0	0	NA	NA	602115
(h) Provident Funds/ Pension Funds		0	0	0	0	0	0.0000	0	0	0	0.0000	0		0.0000	0	0	NA	NA	0
(i) Any Other (Specify)		5	11875	0	0	11875	0.0106	11875	0	11875	0.0106	0		0.0106	0	0	NA	NA	855
(l) Foreign Bank		4	855	0	0	855	0.0008	855	0	855	0.0008	0		0.0008	0	0	NA	NA	855
(II) UTI		1	11020	0	0	11020	0.0099	11020	0	11020	0.0099	0		0.0099	0	0	NA	NA	855
Sub Total (B)(1)		149	28885574	0	0	28885574	25.8610	28885574	0	28885574	25.8610	0		25.8610	0	0	NA	NA	28816470



2	Central Government/ State Government(s)/ President of India																			
	Central Government / State Government(s)	3	2591	0	0	2591	0.0023	2591	0	2591	0.0023	0		0.0023	0	0	NA	NA	11	
	Sub Total (B)(2)	3	2591	0	0	2591	0.0023	2591	0	2591	0.0023	0		0.0023	0	0	NA	NA	11	
3	Non-Institutions																			
(a)	Individuals		0	0																
	i. Individual shareholders holding nominal share capital up to Rs. 2 lakhs.	58162	12569735	0	0	12569735	11.2536	12569735	0	12569735	11.2536	0		11.2536	0	0	NA	NA	11418498	
	ii. Individual shareholders holding nominal share capital in excess of Rs. 2 lakhs.	44	5533564	0	0	5533564	4.9541	5533564	0	5533564	4.9541	0		4.9541	0	0	NA	NA	4985344	
	(i) Hitesh Satishchandra Doshi	AACPD8612R	2057047	0	0	2057047	1.8417	2057047	0	2057047	1.8417	0		1.8417	0	0	NA	NA	2057047	
	(ii) Radhakishan Damani	AAGFD5938A	1211689	0	0	1211689	1.0848	1211689	0	1211689	1.0848	0		1.0848	0	0	NA	NA	1211689	
(b)	NBFCs registered with RBI		0	0	0	0	0.0000	0	0	0	0.0000	0		0.0000	0	0	NA	NA	0	
(c)	Employee Trusts		0	0	0	0	0.0000	0	0	0	0.0000	0		0.0000	0	0	NA	NA	0	
(d)	Overseas Depositories(holding DRs) (balancing figure)		0	0	0	0	0.0000	0	0	0	0.0000	0		0.0000	0	0	NA	NA	0	
(e)	Any Other (Specify)	4026	8626246	0	0	8626246	7.7230	8626246	0	8626246	7.7230	0		7.7230	0	0	NA	NA	8560076	
[I]	IEPF	1	261464	0	0	261464	0.2341	261464	0	261464	0.2341	0		0.2341	0	0	NA	NA	261464	
[II]	Trusts	16	21343	0	0	21343	0.0191	21343	0	21343	0.0191	0		0.0191	0	0	NA	NA	21343	
[III]	Foreign Nationals	2	450	0	0	450	0.0004	450	0	450	0.0004	0		0.0004	0	0	NA	NA	450	
[IV]	Hindu Undivided Family	1621	633297	0	0	633297	0.5670	633297	0	633297	0.5670	0		0.5670	0	0	NA	NA	633297	
[V]	Non Resident Indians (Non Repat)	593	289926	0	0	289926	0.2596	289926	0	289926	0.2596	0		0.2596	0	0	NA	NA	269496	
[VI]	Other Directors	3	160	0	0	160	0.0001	160	0	160	0.0001	0		0.0001	0	0	NA	NA	160	
[VII]	Non Resident Indians (Repat)	705	211042	0	0	211042	0.1889	211042	0	211042	0.1889	0		0.1889	0	0	NA	NA	210962	
[VIII]	Overseas Bodies Corporates	1	365820	0	0	365820	0.3275	365820	0	365820	0.3275	0		0.3275	0	0	NA	NA	365820	
[IX]	Clearing Member	197	158736	0	0	158736	0.1421	158736	0	158736	0.1421	0		0.1421	0	0	NA	NA	158736	
[X]	Bodies Corporate	887	6684008	0	0	6684008	5.9841	6684008	0	6684008	5.9841	0		5.9841	0	0	NA	NA	6638348	
	(i) Birla Corporation Limited	AABCB2075J	1	1807660	0	0	1807660	1.6184	1807660	0	1807660	1.6184	0		1.6184	0	0	NA	NA	1807660
	(ii) Orient Paper And Industries Limited	AAACO3279J	1	1275140	0	0	1275140	1.1416	1275140	0	1275140	1.1416	0		1.1416	0	0	NA	NA	1275140
	Sub Total (B)(3)	62232	26729545	0	0	26729545	23.9307	26729545	0	26729545	23.9307	0		23.9307	0	0	NA	NA	24963918	
	Total Public Shareholding (B)= (B)(1)+(B)(2)+(B)(3)	62384	55617710	0	0	55617710	49.7940	55617710	0	55617710	49.7940	0		49.7940	0	0	NA	NA	53780399	

Details of the shareholders acting as persons in Concert including their Shareholding (No. and %):

Details of Shares which remain unclaimed may be given here along with details such as number of shareholders, outstanding shares held in demat/unclaimed suspense account, voting rights which are frozen etc.

Note:

(1) PAN would not be displayed on website of Stock Exchange(s).

(2) The above format needs to be disclosed along with the name of following persons: Institutions/Non Institutions holding more than 1% of total number of shares

(3) W.r.t. the information pertaining to Depository Receipts, the same may be disclosed in the respective columns to the extent information available and the balance to be disclosed as held by custodian.




Century Textiles And Industries Limited

Table IV - Statement showing shareholding pattern of the Non Promoter- Non Public shareholder

Category & Name of the shareholders	PAN	Nos. of shareholders	No. of fully paid up equity shares held	Partly paid-up equity shares held	No. of shares underlying Depository Receipts	Total nos. shares held	Shareholding % calculated as per SCRR, 1957 As a % of (A+B+C2)	Number of Voting Rights held in each class of securities			No. of Shares Underlying Outstanding convertible securities (including Warrants)	No. Of Warrants	No. Of Shares Underlying Outstanding convertible securities and No. Of Warrants	Shareholding, as a % assuming full conversion of convertible securities (as a percentage of diluted share capital)	Number of Locked in shares		Number of Shares pledged or otherwise		Number of equity shares held in dematerialised form	
								No of Voting Rights							Total as a % of (A+B+C)	No. (a)	As a % of total Shares held(b)	No. (a)		As a % of total Shares held(b)
								Class eg: X	Class eg: y	Total										
(I)	(II)	(III)	(IV)	(V)	(VI)	(VII) = (IV)+(V)+(VI)	(VIII) As a % of (A+B+C2)	(IX)			(X)	(XI)	(XI)(a)	(XI)=(VII)+(X) As a % of (A+B+C2)	(XII)		(XIII)		(XIV)	
1 Custodian/DR Holder		0	0	0	0	0	0.0000	0	0	0	0.0000	0			0.0000	0	0.0000	NA	NA	0
2 Employee Benefit Trust (under SEBI (Share based Employee Benefit) Regulations, 2014)		0	0	0	0	0	0.0000	0	0	0	0.0000	0			0.0000	0	0.0000	NA	NA	0
Total Non-Promoter- Non Public Shareholding (C)= (C)(1)+(C)(2)		0	0	0	0	0	0.0000	0	0	0	0.0000	0			0.0000	0	0.0000	NA	NA	0


Note:

- (1) PAN would not be displayed on website of Stock Exchange(s).
- (2) The above format needs to disclose name of all holders holding more than 1% of total number of shares
- (3) W.r.t. the information pertaining to Depository Receipts, the same may be disclosed in the respective columns to the extent information available



Annexure to Table II- Details of Shares which remain unclaimed for Promoter & Promoter Group

Details of Shares which remain unclaimed for Promoter & Promoter Group				
Serial No.	Number of shareholders	Outstanding shares held in demat or unclaimed suspense account	voting rights which are frozen	Disclosure of notes on shares which remain unclaimed for public shareholders



Annexure to Table III- A- Details of the shareholders acting as persons in Concert for Public

Details of the shareholders acting as persons in Concert for Public			
Serial No.	Name of the PAC	No of Shares	Percentage of shareholding by PAC



Annexure to Table III- B Details of Shares which remain unclaimed for Public

Details of Shares which remain unclaimed for Public

Serial No.	Number of shareholders	Outstanding shares held in demat or unclaimed suspense account	voting rights which are frozen	Disclosure of notes on shares which remain unclaimed for public shareholders
------------	------------------------	--	--------------------------------	--

