


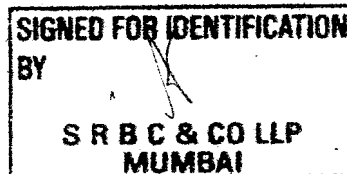
Particulars	Quarter Ended			Six Months Ended		Year ended	Particulars	Quarter Ended			Six Months Ended		Year ended
	30.9.2017	30.6.2017	30.9.2016	30.9.2017	30.9.2016	31.3.2017		30.9.2017	30.6.2017	30.9.2016	30.9.2017	30.9.2016	31.3.2017
	Unaudited	Unaudited	(Revised Unaudited) (Refer Note 3)	Unaudited	(Revised Unaudited) (Refer Note 3)	Audited		Unaudited	Unaudited	(Revised Unaudited) (Refer Note 3)	Unaudited	(Revised Unaudited) (Refer Note 3)	Audited
CONTINUING OPERATIONS							1 Segment Revenue (Sales) (Refer Note 7)						
1 Income from Operations							(a) Textiles	38413	38099	40962	76512	77322	154077
(a) Sales (Refer Note 7)	179153	220954	191795	400107	407997	816048	(b) Cement	83614	126371	90426	209985	217033	436866
(b) Other operating income (Refer Note 4)	3016	6844	6071	9860	12752	23837	(c) Pulp and Paper	53659	52568	56133	106527	107508	217116
2 Other Income	2289	2320	1838	4606	3082	7439	(d) Real Estate	3314	3081	3250	6395	4347	9718
3 Total Income (1 + 2)	184457	230118	199704	414575	423831	847324	(e) Others	2418	2999	3286	5417	6290	1871
4 Expenses							Total	181718	223118	194059	404836	412500	829438
(a) Cost of materials consumed	53804	61969	59839	115773	124080	240693	Less: Inter Segment Revenue	2565	2164	2284	4729	4503	13390
(b) Purchases of stock-in-trade	-	-	-	-	58	68	Sales from continuing operations	179153	220954	191795	400107	407997	816048
(c) Changes in inventories of finished goods, work-in-progress and stock-in-trade	(918)	(11610)	(683)	(12528)	4317	9905	Add: Sales from discontinuing operations (Textiles segment)	3914	4085	6726	7999	14587	25290
(d) Employee benefits	16542	16934	16526	33476	32343	63717	Total Sales (Continuing & discontinuing operations)	183067	225039	198521	408106	422584	841338
(e) Finance Costs	11930	11656	14419	23586	29042	55075	2 Segment Results						
(f) Depreciation and amortisation	7972	7691	7313	15653	14959	31334	Profit / (Loss) after depreciation but before finance costs and exceptional items						
(g) Other expenditure							(a) Textiles	5089	3687	5884	8776	10229	17657
- Stores and Spare parts consumed	7220	6770	7820	13990	14297	27312	(b) Cement	4888	17010	2508	21898	7313	16568
- Power, Fuel and water	36062	42031	34827	78093	72352	146491	(c) Pulp and Paper	10488	8806	8909	19294	16506	30668
- Freight, Forwarding, Octroi, etc.	28807	40290	25483	67097	62454	126186	(d) Real Estate	1813	1141	1412	2954	518	1836
- Excise Duty	-	20082	16836	20062	38453	75411	(e) Others	533	369	317	902	1098	1557
- Others	14034	14947	12733	28981	25585	57073	Sub - Total	22811	31013	19030	53824	35666	68286
Total expenses (a to g)	173453	210760	195213	384213	417940	833264	Add / (Less) :						
5 Profit before exceptional items and tax (3 - 4)	11004	19358	4491	30362	5891	14060	Inter Segment (Profit) / Loss	2	(52)	33	(50)	(121)	(170)
6 Exceptional items	-	-	-	-	-	-	Total	22813	30961	19063	53774	35545	68116
7 Profit before tax from continuing operations (5 - 6)	11004	19358	4491	30362	5891	14060	(Add) / (Less) :						
8 Tax expenses Debit / (Credit) of continuing operations							i. Finance Costs	11930	11656	14419	23586	29042	55075
Current Tax (net of MAT credit entitlement)	-	-	-	-	-	-	ii. Other un-allocable expenditure net of un-allocable income	(121)	(53)	153	(174)	612	(1019)
Deferred Tax	3450	6662	(591)	10112	54	1671	Profit / (Loss) Before Tax (continuing operations)	11004	19358	4491	30362	5891	14060
9 Net Profit for the period from continuing operations (7 - 8)	7554	12696	5082	20250	5937	12389	(Loss) from discontinuing operations (Textiles segment), including (loss) on measurement to net realisable value	(2822)	(1028)	(959)	(3850)	(1126)	(2890)
DISCONTINUING OPERATIONS (Refer Note 5)							Total Profit / (Loss) Before Tax	8182	18330	3532	26512	4765	11170
10 (Loss) before tax from discontinuing operations	(1010)	(1028)	(959)	(2038)	(1126)	(2890)	3 Segment Assets						
11 (Loss) on measurement to net realisable value	(1812)	-	-	(1812)	-	-	(a) Textiles	121992	117176	121797	121992	121797	114829
12 Tax expenses (Debit) / Credit of discontinuing operations	546	356	332	902	390	1000	(b) Cement	419333	408585	387305	419333	387305	387402
13 Net (Loss) for the period from discontinuing operations	(2278)	(672)	(627)	(2948)	(736)	(1890)	(c) Pulp and Paper	323273	327874	323434	323273	323434	324881
14 Net Profit for the period (9 + 13)	5278	12024	4455	17302	5101	10499	(d) Real Estate	145869	146622	154295	145869	154295	144707
15 Other comprehensive income (Refer Note 6)							(e) Others	8625	8027	5987	6625	5987	5754
(a) (i) Items that will not be reclassified to profit or loss	(2624)	549	3521	(2075)	8195	9030	Total Assets	1017092	1006284	992818	1017092	992818	977573
(ii) Income tax on above	-	-	-	-	-	(323)	(f) Textiles (discontinuing operations)	1345	6313	13227	1345	13227	8657
(b) (i) Items that will be reclassified to profit or loss	(643)	(868)	-	(1511)	-	-	(g) Unallocable Assets	52696	48222	47268	52696	47268	49095
(ii) Income tax on above	219	300	-	519	-	-	Total Assets	1071133	1060819	1053313	1071133	1053313	1034325
Total Other Comprehensive Income/(loss) for the period (a + b)	(3048)	(19)	3521	(3087)	8195	8707	4 Segment Liabilities						
16 Total Comprehensive Income for the period (14 + 15)	2230	12005	7976	14236	13296	19206	(a) Textiles	35309	31015	28091	35309	28091	31327
17 Paid-up equity share capital (Face Value : Rs. 10/- per share)	11169	11169	11169	11169	11169	11169	(b) Cement	129624	108652	92085	129624	92085	98354
18 Other Equity	-	-	-	-	-	237017	(c) Pulp and Paper	56100	56575	55985	56100	55985	44635
19 Earnings Per Share in Rs. (not annualised)							(d) Real Estate	12892	13066	10996	12892	10996	12390
Basic & Diluted Earnings Per Share - Continuing operations	6.76	11.37	4.55	18.13	5.23	11.09	(e) Others	2236	2123	1763	2236	1763	2119
Basic & Diluted Earnings Per Share - Discontinuing operations	(2.04)	(0.60)	(0.56)	(2.64)	(0.66)	(1.69)	Total Liabilities	236161	211431	188890	236161	188890	188825
Basic & Diluted Earnings Per Share - (continuing & discontinuing operations)	4.72	10.77	3.99	15.49	4.57	9.40	(f) Textiles (discontinuing operations)	1575	5279	7229	1575	7229	2593
							(g) Unallocable Liabilities	578376	583918	614823	578376	614923	594721
							Total Liabilities	816112	800628	811042	816112	811042	786139



SIGNED FOR IDENTIFICATION
 BY *[Signature]*
S R B C & CO LLP
MUMBAI

Notes :

1. The above results have been reviewed and recommended for adoption by the Audit Committee to the Board of Directors and have been approved by the Board at its meeting held on November 6, 2017. The results for the quarter ended September 30, 2017 have been subjected to limited review by the Company's statutory auditors.
2. The Company has filed an appeal with Competition Appellate Tribunal (COMPAT) against the order of Competition Commission of India ("CCI") and as per the directions of COMPAT, has deposited Rs. 2740 lakhs, being 10% of the penalty imposed by CCI. The Company believes it has a good case and accordingly no provision has been recognized in the financial results.
3. The figures for the quarter and six months ended September 30, 2016 have been restated to incorporate the effect of accounting of Government Grant recognized in the quarter ended March 31, 2017. Consequently, profit after tax for the quarter and six months ended September 30, 2016 is higher by Rs. 344 lakhs & Rs.898 lakhs respectively as compared to the published result approved by the Board.
4. During the quarter ended June 30, 2017, the Company has recognized an income of Rs. 2846 lakhs on account of revision in estimates of future cash flows based on actual realisation of Government Grants.
5. During the quarter, the Company has entered into a Business Transfer Agreement for transfer of its Yarn and Denim (Y&D) units (included in Textile Segment) on a mutually agreed effective date for a lump sum consideration of Rs. 251 lakhs subject to working capital changes. The assets and liabilities of Y&D units are in the process of being transferred and accordingly, the operations have been classified as discontinuing operations. In the statement of assets, it has been shown as assets held for sale. Consequently, Loss before tax, loss on measurement to net realisable value and related tax credit of Y&D units for the quarters and half years ended September 30, 2017 and September 30, 2016, quarter ended June 30, 2017 and year ended March 31, 2017, have been presented as discontinuing operation.
6. Other comprehensive income for the quarter ended September 30, 2017 includes loss of Rs. 2624 lakhs (June 30, 2017 profit of Rs 549 lakhs and September 30, 2016 profit Rs. 3533 lakhs), six months ended September 30, 2017 includes loss of Rs. 2075 lakhs (September 30, 2016 profit Rs. 8219 lakhs) and for the year ended March 31, 2017 includes profit of Rs. 8097 lakhs on account of fair valuation of investments.
7. Post the applicability of Goods and Service Tax (GST) with effect from July 01, 2017, revenue from operations is disclosed net of GST and prior to that excise duty on sales were grossed up with sales and disclosed separately as an expenses. Accordingly, the revenue from operations and other expenses for the quarter / six months ended on September 30, 2017 are not comparable with the previous periods presented in the results.
8. Subsequent to the quarter end, the Supreme Court vide its order dated October 13, 2017, has disposed of the Company's special leave petition related to contribution towards District Mineral Fund ("DMF") in favour of the Company. The Company is carrying a provision of Rs. 3134 lakhs with respect to such DMF contribution. The Company is in the process of evaluating the impact of the said order including the legal remedy available to the Government and accordingly the Company will make the necessary adjustment on completion of its evaluation.
9. The company is organised into business divisions based on its products and services and has five reportable segments, as follows:
 - (a) "Textiles" include Yarn, Cloth and Denim Cloth, Viscose Filament Yarn and Tyre Yarn
 - (b) "Cement" include Cement and Clinker
 - (c) "Pulp and Paper" include Pulp, Writing & Printing paper, Tissue paper and Multilayer packaging board.
 - (d) "Real Estate" include Leased Properties and surplus properties of the Company.
 - (e) "Others" include Salt works and Chemicals.



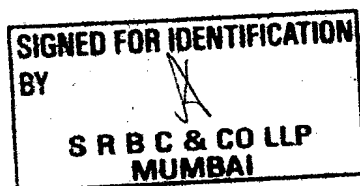

10. Statement of Assets and Liabilities

(Rs. in lakhs)

Sr. No.	Particulars	As at 30.9.2017 (Unaudited)	As at 31.3.2017 (Audited)
	ASSETS		
	Non-current assets		
	Property, plant and equipment	611064	620217
	Capital work-in-progress	5946	3419
	Investment property	96510	98037
	Investment property under development	14698	12411
	Intangible assets	335	275
	Intangible Assets Under Development	-	10
	Financial assets		
	Investments	23755	25831
	Others	24347	29325
	Advance tax (net of provisions)	4009	-6487
	Other non-current assets	13384	12177
	Total Non Current Assets (A)	794048	808189
	Current assets		
	Inventories	143274	126450
	Financial assets		
	Current Investments	10100	-
	Trade receivables	69008	50296
	Cash and cash equivalents	2571	3924
	Other bank balances	5585	4997
	Others	14930	16026
	Other current assets	29626	24443
	Total Current Assets (B)	275094	226136
	Assets classified as held for sale (C)	1991	-
	TOTAL ASSETS (A + B + C)	1071133	1034325
	EQUITY AND LIABILITIES		
	Equity		
	Equity share capital	11169	11169
	Other equity	243852	237017
	Total Equity (A)	255021	248186
	Non-current liabilities		
	Financial liabilities		
	Borrowings	330943	312595
	Other financial liabilities	4953	4456
	Deferred tax liabilities (Net)	14957	8071
	Other non-current liabilities	14546	15611
	Total Non Current Liabilities (B)	365399	340733
	Current liabilities		
	Financial liabilities		
	Borrowings	146400	159401
	Trade payables	71891	70582
	Other financial liabilities #	166808	149088
	Provisions	45444	44582
	Other current liabilities	18595	21753
	Total Current Liabilities (C)	449138	445406
	Liabilities directly associated with assets classified as held for sale (D)	1575	-
	TOTAL EQUITY AND LIABILITIES (A + B + C + D)	1071133	1034325

includes current maturities of long term debts Rs. 99626 lakhs (31.3.2017 Rs. 94767 lakhs)

Contd.....4



11. Additional disclosures as per Regulation 52 (4) of Securities and Exchange Board of India (Listing Obligations and Disclosure Requirements) Regulations, 2015 :

Sr.	Particulars	(Rs. in lakhs)			
		As at 30.9.2017		As at 31.3.2017	
(a)	Debt-Equity ratio (in times) Debt-Equity Ratio = Debt/Net Worth [Debt is Long Term Borrowing (current and non-current portion) and Short Term Borrowing].	2.26		2.28	
(b)	Previous due date for the payment of Interest of Non-Convertible Debentures (NCDs) (I) 8.88% NCDs (Issued on 12.08.2016) (II) 8.29% NCDs (Issued on 21.11.2016) Interest has been paid	01.09.2017 Yes		01.03.2017 Yes	
(c)	Previous due date for the repayment of Principal of NCDs outstanding	-		-	
(d)	Next due date and amount for the payment of interest of NCDs (I) 8.88% NCDs (Issued on 12.08.2016) (II) 8.29% NCDs (Issued on 21.11.2016)	Amount	Date	Amount	Date
		156 5803	03.10.2017 21.11.2017	161 5803	03.04.2017 21.11.2017
(e)	Next due date and amount for the repayment of principal of NCDs : (I) 8.88% NCDs (Issued on 12.08.2016) (II) 8.29% NCDs (Issued on 21.11.2016)	Amount	Date	Amount	Date
		20000 70000	12.04.2019 15.04.2020	20000 70000	12.04.2019 15.04.2020
(f)	Debt Service Coverage Ratio (in times) Debt Service Coverage Ratio = Earnings before interest, Depreciation, Tax and Exceptional Items (EBITDA) / Interest Expense on long term & short term borrowings for the period + Scheduled Principal repayment of long term borrowings during the period.	1.50		0.67	
(g)	Interest Service Coverage Ratio (in times) Interest Service Coverage Ratio = Earnings before Interest, Depreciation, Tax and Exceptional Items (EBITDA) / Interest Expense for the period.	2.79		2.65	
(h)	Debenture Redemption Reserve	6042		6042	
(i)	Net Worth	255021		248186	
(j)	Net Profit for the period	17302		10499	
(k)	Basic & Diluted Earnings Per Share - Continuing operations	18.13		11.09	
(l)	Basic & Diluted Earnings Per Share - Discontinuing operations	(0.66)		(1.69)	
(m)	Basic & Diluted Earnings Per Share - Continuing & discontinuing operations	15.49		9.40	
(n)	The credit rating and asset cover for the NCDs issued but not redeemed as on 30.9.2017 by the Company are as under :- Credit Rating & Agency (I) 8.88% NCDs 'AA - ' by CRISIL (II) 8.29% NCDs 'AA - ' by CRISIL	Asset Cover 120% 110%			



Place :- Mumbai
Date :- 6.11.2017

By Order of the Board
For Century Textiles and Industries Ltd

Deviya
Whole-time Director

The financial results of the company would be available for perusal on the company's website viz. www.centurytextind.com and also on websites of BSE Ltd. viz. www.bseindia.com and National Stock Exchange of India Ltd. viz. www.nseindia.com

SIGNED FOR IDENTIFICATION
BY
A
S R B C & CO LLP
MUMBAI

**Review Report to
The Board of Directors
Century Textiles and Industries Limited**

We have reviewed the accompanying statement of unaudited financial results of Century Textiles and Industries Limited (the 'Company') for the quarter ended September 30, 2017 and year to date from April 1, 2017 to September 30, 2017 (the "Statement") attached herewith, being submitted by the Company pursuant to the requirements of Regulation 33 of the SEBI (Listing Obligations and Disclosure Requirements) Regulations, 2015, read with SEBI Circular No. CIR/CFD/FAC/62/2016 dated July 5, 2016.

The preparation of the Statement in accordance with the recognition and measurement principles laid down in Indian Accounting Standard 34, Interim Financial Reporting (Ind AS 34) prescribed under Section 133 of the Companies Act, 2013 read with Rule 3 of Companies (Indian Accounting Standards) Rules, 2015 read with SEBI Circular No. CIR/CFD/FAC/62/2016 dated July 5, 2016 is the responsibility of the Company's management and has been approved by the Board of Directors of the Company. Our responsibility is to express a conclusion on the Statement based on our review.

We conducted our review in accordance with the Standard on Review Engagements (SRE) 2410, Review of Interim Financial Information Performed by the Independent Auditor of the Entity issued by the Institute of Chartered Accountants of India. This standard requires that we plan and perform the review to obtain moderate assurance as to whether the Statement is free of material misstatement. A review is limited primarily to inquiries of company personnel and analytical procedures applied to financial data and thus provides less assurance than an audit. We have not performed an audit and accordingly, we do not express an audit opinion.

Based on our review conducted as above, nothing has come to our attention that causes us to believe that the accompanying Statement, prepared in accordance with the recognition and measurement principles laid down in the applicable Indian Accounting Standards ('Ind AS') specified under Section 133 of the Companies Act, 2013, read with relevant rules issued thereunder and other recognised accounting practices and policies has not disclosed the information required to be disclosed in terms of Regulation 33 of the SEBI (Listing Obligations and Disclosure Requirements) Regulations, 2015, read with SEBI Circular No. CIR/CFD/FAC/62/2016 dated July 5, 2016, including the manner in which it is to be disclosed, or that it contains any material misstatement.

For S R B C & CO LLP
Chartered Accountants
ICAI Firm registration number: 324982E/E300003

per Sudhir Soni
Partner
Membership No.: 41870



Mumbai
November 6, 2017



Ref.no.2890/SBICTCL/DT/2017-18

Date: 6th November, 2017

Century Textiles and Industries Limited
Century Bhavan, Dr. Annie Besant Road,
Worli, Mumbai – 400 030

Sub:-Certificate u/r 52(5) of SEBI (Listing Obligations & Disclosure Requirements) Regulations, 2015, for Debentures Issue of Rs.200 Crores and 700 Crores issued by Century Textiles and Industries Limited ("Issuer"), for the half year ended 30th September, 2017.

Dear Sir/ Madam,

We are acting as Debenture Trustee for the captioned Debenture Issue. Pursuant to Regulation 52(5) of SEBI (Listing Obligations & Disclosure Requirements) Regulations, 2015, ('Regulations') we state that we have taken note of the disclosures made by the Issuer under Regulation 52(4) of the Regulations.

Yours faithfully,
For SBICAP Trustee Company Limited

Authorised Signatory